

SEWER EQUIPMENT CO. of AMERICA

SEWER EQUIPMENT
CO. of AMERICA



MODEL 800 SERIES

BEST PRODUCTS, BEST LOCAL SUPPORT



800 TRUCK Series

Whether you are looking for a truck mounted jetter with a rotating or fixed hose reel, hydrostatic drive or auxiliary engine, eco-friendly or television features, the Sewer Equipment Company of America 800 Truck Jet Series will have the machine to help get the job done right the first time.



The Sewer Equipment Company of America's most popular truck in this series is the 800HPR-ECO, which incorporates a host of unique design features, making it the most productive, environmentally-friendly, and safest truck mounted jetter available. Add to this, a long list of available options and the 800HPR-ECO makes a perfect choice for a wide range of customers and applications..

Maximizing run time is the best way to improve the performance of your cleaning crew and the 800ECO is designed with this in mind. A single axle package with 1500 gallons of water capacity provides operators with an easy-to-manuever package while maximizing cleaning footage between water refills. If more is better, our exclusive Duraprolene water tanks allow capacities of 2000, 3000 and 4500 gallons. With water on board, our climate controlled environmental chamber with 80,000 BTU heater keeps the pump, rear hose reel and plumbing warm during sub-freezing temperatures, keeping your crew running long after traditional jetters have been taken off the job.

The 800HPR-ECO has built-in features that support operators in the area of job safety, therefore setting it apart from its competitors. The unique construction of the Duraprolene tank includes a fully baffled interior, eliminating the dangerous surging of water when stopping or turning with thousands of pounds of water on board. Additionally, the extendable, rotating hose reel allows operators to position themselves with minimal exposure to traffic

and other potential hazards. For ultimate safety, equipping your system with our wireless pendant controller will allow full control of jetting operations from up to 1500 feet away.

The exclusive ECO operating system combines the simplicity and efficiency of a PTO hydrostatic pump drive with a power plant that operates at a 33% lower RPM than traditional designs. The benefits of our ECO system extend far beyond the expectations of a "smaller carbon footprint". Trucks equipped with ECO options experience less engine wear and lower fuel consumption, saving operators time and money. The lower noise emissions produced by these units equate to heightened safety and a more pleasant work environment, as operators can more easily communicate with each other, as well as hear the traffic around them.

One of the greatest dangers facing cleaning crews today is the intrusion of utilities into sewers; particularly natural gas lines. The availability of a TV systems allows operators to positively identify such obstructions before using aggressive cleaning nozzles or root cutters. Many other options, such as a rear backup camera, various pump configurations, safety lighting packages, wash down system and toolboxes can be chosen to maximize operator safety and productivity.


These innovative features and benefits combine to make the Sewer Equipment Company of America's 800 Truck Jet Series truly the "Best In Class".



TOLL FREE 800.323.1604

MODEL 800 SERIES

ROTATING HOSE REEL: This unique design allows for storage of the hose reel in the temperature controlled chamber when not in use. During operation, the rear roll-up door opens and the hose reel extends out and is now able to rotate a total of 190 degrees. This allows maximum access to remote manholes, reduces operator fatigue, as well as minimizes operator exposure to "high traffic zones".



CLIMATE CONTROLLED ENVIRONMENTAL ENCLOSURE:

Our unique, heated enclosure allows safe operation in temperatures well below freezing without worries of damaged pumps or plumbing. With a fully-welded one piece steel or all aluminum construction available, your truck will still look great inside and outside after years of exposure to the elements. Regardless of your climate, the locking roll up doors offer unequalled security for your truck and the equipment you carry to your job site.



ECO OPERATING PLATFORM:

Operating at 35% lower RPM's than the competition, the 800 Series Truck Jet consumes considerably less fuel than traditional designs, adding to your bottom line each year. Perhaps more importantly, low RPM's equate to low noise emissions. Complaints from residents are minimized, and operators recognize a higher level of safety when they can hear each other and the traffic around them.



DURAPROLENE WATER TANKS: Our exclusive Duraprolene™ water tank design has a multitude of benefits. Unlike aluminum or steel, Duraprolene is 100% immune to long term damage caused by water and deicers, such as magnesium chloride and common road salt. The square design holds more water per linear foot than round tanks, which is a major key to building a truck with a 1500 gallon water capacity that is under 23' in length. With driver safety in mind, each tank is fully baffled to eliminate water surge while turning and stopping.

OPERATOR CONTROL STATION: After simply parking the truck in neutral and engaging the parking brake, all jet functions are controlled from the operator control station via four switches moving from left to right:

1. Work Mode - ON
2. Water Valve - ON
3. Jet - ON
4. Throttle - ON

All controls are housed in a NEMA-4 watertight box with washdown rated switches and gauges. All wiring is color coded and each manual contains a wiring diagram specific to your truck's serial number.



BEST PRODUCTS, BEST LOCAL SUPPORT



MODEL	LENGTH	WIDTH	HEIGHT	STANDARD WATER CAPACITY	AXLE CONFIGURATIONS	MAX HOSE CAPACITY	HOSE SIZE
800-HPR	22'6"	8'4"	11'1"	1500 gallon	Single or Tandem Axle	1000'	1/2" - 1"




MODEL	LENGTH	WIDTH	HEIGHT	STANDARD WATER CAPACITY	AXLE CONFIGURATIONS	MAX HOSE CAPACITY	HOSE SIZE
800-HPRTV	22'6"	8'4"	11'1"	1500 gallon	Single or Tandem Axle	1000'	1/2" - 1"




MODEL	LENGTH	WIDTH	HEIGHT	STANDARD WATER CAPACITY	AXLE CONFIGURATIONS	MAX HOSE CAPACITY	HOSE SIZE
800-H	22'6"	8'4"	11'1"	1500 gallon	Single or Tandem Axle	1000'	1/2" - 1"



MODEL	LENGTH	WIDTH	HEIGHT	STANDARD WATER CAPACITY	AXLE CONFIGURATIONS	MAX HOSE CAPACITY	HOSE SIZE
800-HF	26'6"	8'4"	11'1"	1500 gallon	Single or Tandem Axle	1000'	1/2" - 1"



MODEL	LENGTH	WIDTH	HEIGHT	STANDARD WATER CAPACITY	AXLE CONFIGURATIONS	MAX HOSE CAPACITY	HOSE SIZE
800-A	22'6"	8'4"	11'1"	1500 gallon	Single or Tandem Axle	1000'	1/2" - 1"



MODEL	LENGTH	WIDTH	HEIGHT	STANDARD WATER CAPACITY	AXLE CONFIGURATIONS	MAX HOSE CAPACITY	HOSE SIZE
800-APR	24'6"	8'4"	11'1"	1500 gallon	Single or Tandem Axle	1000'	1/2" - 1"

TOLL FREE 800.323.1604

MODEL 800 SERIES

	800-HPR/IECO	800-HPRTV/IECO	800-H/IECO	800-HF/IECO	800-A	800-APR
Engine & Pump						
Triplex Plunger Water Pump w/ 30 Minue Run-Dry: 65gpm @ 2000psi	S	S	S	S	S	S
Auxiliary Diesel Engine					S	S
Hydrostatic Drive via World Trans	S	S	S	S		
30 Gallon Fuel Tank for Auxiliary Engine					O	O
80gpm @ 2000psi	O	O	O	O		
75gpm @ 2500psi	O	O	O	O		
55gpm @ 3000psi	O	O	O	O		
80gpm @ 2000psi & 122hp Diesel Engine					O	O
75gpm @ 2500psi & 137hp Diesel Engine					O	O
55gpm @ 3000psi & 122hp Diesel Engine					O	O
3000psi Sewer Hose	O	O	O	O	O	O
Upgrade to Single Piston Pump 65gpm @ 2500psi	O	O	O	O		
Upgrade to Single Piston Pump 80gpm @ 2500psi	O	O	O	O		
Accumulator for Single Piston Pump	O	O	O	O		
Upgrade to Environmental Friendly Hydraulic Fluid	O	O	O	O		
Hose Reel & Hose						
Rear-Mounted Safety Hose Reel 700' x 1" Hose capacity	S					S
Front-Mounted Safety Hose Reel 700' x 1" Hose capacity				S		
Rear-Mounted Fixed Hose Reel 700' x 1" Hose capacity			S		S	
Dual Telescoping Reel: Reel A- Rotating Safety Reel with 500' @ 2500psi Umbilical Hose Reel B- Rotating Safety Reel with 600' of 1" @ 2500psi Sewer Hose	S					
TV System						
Self-Leveling Color TV Camera		S				
4" Jet Pod Skid		S				
Color Monitor		S				
DVR with Removable SD Card		S				
Additional Self-Leveling Camera Head		O				
Additional 4" Jet Pod for Camera		O				
Jet Pod Skids from 6"-18"		O				
Truck						
Mounting to Approved Chassis	S	S	S	S	S	S
Mud Flaps	S	S	S	S	S	S
Bumper	S	S	S	S	S	S
Hitch Receiver	S	S	S	S	S	S
Tank & Fill System						
1000 Gallon Water Tank	O	O	O	O	O	O
1500 Gallon Duraprolene Water Tank	S	S	S	S	S	S
2000 Gallon Duraprolene Water Tank	O	O	O	O	O	O
2500 Gallon Duraprolene Water Tank	O	O	O	O	O	O
3000 Gallon Duraprolene Water Tank	O	O	O	O	O	O
10'x6" Low Profile						
1500 Gallon Water Tank	O	O	O	O	O	
2.5" Fill System	S	S	S	S	S	S
Fill Hose Storage Rack	O	O	O	O	O	O
Tank Access Ladder	O	O	O	O	O	O
Duraprolene Water Tank Warranty for 7-10 years	O	O	O	O	O	O
Lighting						
D.O.T. Approved LED Lighting	S	S	S	S	S	S
Compartment Lighting	O	O	O	O	O	O
LED Flood Light	O	O	O	O	O	O
LED Rotating Beacon	O	O	O	O	O	O
LED Strobe Light	O	O	O	O	O	O
LED Arrow Stick	O	O	O	O	O	O
LED Arrow Board	O	O	O	O	O	O
Handheld Wireless Spotlight	O	O	O	O	O	O

	800-HPR/IECO	800-HPRTV/IECO	800-H/IECO	800-HF/IECO	800-A	800-APR
Rear Compartment						
Lighted NEMA 4 control panel	S	S	S	S	S	S
Tachometer & Hour Meter	S	S		S	S	S
Tachometer	S	S	S	S	S	S
Hour Meter	S	S	S	S	S	S
Air Purge Valve	S	S	S	S	S	S
Recirculation System	S	S	S	S	S	S
Painted Steel Shroud (3 Roll-Up Doors)	S	S				S
Painted Steel Shroud (2 Roll-Up Doors)			S	S	S	
Hydraulically Powered Rotating Hose Reel	O	O		O		
Automatic Level Wind with Hydraulic Up/Down Action	O	O	O	O		
Additional Control Panel (Street Side)				O		
Digital Smart Counter	O	O	O	O	O	O
Smart Counter (for Dual Reel)	O	O	O	O	O	O
Footage Meter (Mounted to Jet Hose Reel)	O	O	O	O	O	O
Footage Meter (Mounted on Manual Level Wind)	O	O	O	O	O	O
Drain Valves for Water Pump	O	O	O	O	O	O
Hydraulic Manifold Reel Control	O	O	O	O	O	O
Manual Diverter Valve	O	O	O	O	O	O
Hydraulic Tool Circuit	O	O	O	O	O	O
Upgrade to 1000' Capacity Hose Reel	O	O	O	O	O	O
Sewer Hose 1" x 2500psi	O	O	O	O	O	O
Sewer Hose 1" x 3000psi	O	O	O	O	O	O
Sewer Hose 3/4" x 2500psi	O	O	O	O	O	O
Sewer Hose 3/4" x 3000psi	O	O	O	O	O	O
Sewer Hose 5/8" x 4000psi	O	O	O	O	O	O
Sewer Hose 1/2" x 4000psi	O	O	O	O	O	O
25'x1" Leader Hose	O	O	O	O	O	O
Lateral Line Cleaning Kit	O	O	O	O	O	O
50' Wash Down System	O	O	O	O	O	O
Upgrade to Aluminum Shroud	O	O	O	O	O	O
80,000 BTU Heater	S	S	S	S	S	O
Dual Reel						
Dual Reel System Capacity as follows: 400' x 3/4", 700' x 5/8", 900' x 1/2"	O	O		O	O	
Automatic Level Wind with Hydraulic Up/Down Action	O					
Pendant Controls						
Basic Pendant	O	O	O	O	O	O
Standard Pendant	O	O	O	O	O	O
Master Pendant	O	O	O	O	O	O
Wireless Pendant	O	O	O	O	O	O
Truck Mounting and Tool Storage						
Air Purge System	O	O	O	O	O	O
Hydrostatic Front Crankshaft	O	O	O			
Rear Gauge Cluster	O	O	O	O	O	O
Spray Bar (Front Frame Mounted)	O	O	O	O	O	O
Fixed Overhead Canopy	O	O				
Steel Skirting and Steel Toolboxes	O	O	O	O	O	O
Steel Skirting and Aluminum Toolboxes	O	O	O	O	O	O
Skirting Only	O	O	O	O	O	O
Long Handled Tool Storage	O	O	O	O	O	O
Long Handled Tool Storage Tray			O		O	O
Roll-Out Root Cutter Maintenance Box	O	O	O	O	O	O
Roll-Out Root Cutter Maintenance Box with Electric Pump	O	O	O	O	O	O
Rear Back-Up Camera System	O	O	O	O	O	O
Reese Style Hitch	O	O	O	O	O	O
Combination Heavy Duty Ball Hitch	O	O	O	O	O	O
(6) 18" D.O.T. Safety Cones and Holder	O	O	O	O	O	O

Legend	
Standard	S
Optional	O

BEST PRODUCTS, BEST LOCAL SUPPORT

SEWER EQUIPMENT
CO. of AMERICA

800 Series Hose Reel

Sewer Equipment has been a leading manufacturer in the sewer cleaning industry for many years and when it comes to new equipment technology, we are always developing innovative ways to address the concerns and needs of our customers. Sewer Equipment holds a patent for the extend-

able/retractable hose reel. This feature of our hose reel, paired with its ability to rotate 190 degrees and a number of other features, makes the Model 800-HPR the best jetting truck for your application.



HOSE REEL RETRACTED

190 Degree Rotation: The 800-HPR series offers a hose reel that rotates 190 degrees and locks at every two inch interval. This allows operators to set up the machine directly facing the manhole, while remaining out of the path of traffic, increasing safety for and effectiveness of the operator.

Extension/Retraction: The hose reel extends in and out of the shroud by means of a hydraulic cylinder, resulting in smooth and reliable movement of the hose reel.

Strong Bearing: Like a house, your hose reel needs a strong foundation. We mount our hose reel on an industrial bearing rated at 5,000 pounds for security and stability.

Hose Reel Construction: Sewer Equipment offers 1 1/2" rolled flanges as standard equipment on all hose reel assemblies in order to eliminate the possibility of the sewer hose being cut while interfacing with the hose reel. This design also increases the structural integrity of the hose reel side.

Automatic Level Wind: Exclusive to Sewer Equipment machines, the automatic level wind provides hydraulic up/down action which allows operators to access hard-to-reach manholes by raising and lowering the level wind to properly align the sewer hose with the manhole. This feature coupled with the rotating reel, will give any operator better alignment with the manhole.



HOSE REEL EXTENDED

TOLL FREE 800.323.1604

MODEL 800 SERIES

WHY A JETTING TRUCK WITH TELEVISIONING CAPABILITIES?

PRODUCTIVITY

Make your truck jet a true multi-purpose piece of equipment. With the Model 800-HPRTV, there is no more waiting around for a camera truck and crew when you hit an obstruction in the line. Your operator can utilize the televising capabilities of the 800-HPRTV to diagnose the issue on the spot and even go so far as document the obstruction or event, depending on the truck platform you choose.

LESS CAPITAL INVESTMENT REQUIRED

No need to purchase a camera truck and jetting truck, when you can have two functions in one truck. You will require a smaller crew, as fewer operators are needed to run one truck equipped with both jetting and televising capabilities.

ECO FRIENDLY FOOTPRINT

With the Model 800HPRTV or Crew you can decrease your physical footprint by having only one truck that can perform both televising and jetting functions, and not requiring the use of separate camera truck and jetting truck.

WHICH MODEL IS A FIT FOR YOUR APPLICATION?



Model 800-HPRTV

System: Integral to the 800-HPR, this system is powered by Cues and comes complete with a self-leveling straight-view camera, color monitor, keyboard, footage counter and SD storage card. All components are housed in a weather-rated enclosure, located at the jetting operator station.

Functionality The 800-HPRTV platform allows the operator to evaluate a line for blockages, general pipe conditions and the like. While this system will not replace a fully-equipped camera truck, it will improve your cleaning crew's productivity instantly.



Model 800-HPRTV CREW

System: The "Crew" platform allows you to outfit your jetting truck with the camera system of your choice. We provide a base adjacent to the jet hose on which to mount the system you choose. In addition, the truck can be configured to accommodate an extended cab chassis, which allows the space for your camera operator's mobile office.

Functionality: This platform allows for a level of evaluation beyond that of the HPRTV configuration. Depending on the type of equipment you choose, your operator can not only evaluate line conditions, but can do your PACP documentation using only one unit.



SEWER EQUIPMENT CO. of AMERICA

Revised 05/17

Contents are copyrighted by Sewer Equipment Company of America

Products subject to change without notification.

Actual products may not be an exact match to product as shown.

800.323.1604
www.sewerequipment.com

